




2

G.V.P.I.H.C & MT DEPARTMENT OF PATHOLOGY TEACHING SCHEDULE FOR IVTH SEMESTER MBBS STUDENTS -
JULY-2019


DATE	TOPIC	TEACHING FACULTY	TIME	SIGNATURE
05-07-19	Liver	Dr. KIRAN KUMAR	3:00 to 4:00	
06-07-19	Liver	Dr. KIRAN KUMAR	1:00 to 2:00	
12-07-19	Liver	Dr. KIRAN KUMAR	3:00 to 4:00	
13-07-19	Liver	Dr. KIRAN KUMAR	1:00 to 2:00	
19-07-19	Gall Bladder	Dr. VARUN	3:00 to 4:00	
20-07-19	EXOCRINE PANCREAS	Dr. SIREESH	1:00 to 2:00	
26-07-19	EXOCRINE PANCREAS	Dr. SIREESH	3:00 to 4:00	
27-07-19	KIDNEY - INTRODUCTION	Dr. MANIMALA	1:00 to 2:00	


Professor & HOD
Department of Pathology
Institute of Healthcare and
Welfare
Visakhapatnam

G.V.P.I.H.C & MT DEPARTMENT OF PATHOLOGY PRACTICAL SCHEDULE FOR IVTH SEMESTER MBBS STUDENTS

JULY-2019

DATE	TOPIC	TEACHING FACULTY	TIME	SIGNATURE
09-07-19	Slides: PLEOMORPHIC ADENOMA, RCC, WILMS TUMOR	Dr. MANIMALA Dr. SUNEETHA	2:00 to 4:00	Sm
10-07-19	Slides: PLEOMORPHIC ADENOMA, RCC, WILMS TUMOR	Dr. MANIMALA Dr. SUNEETHA	2:00 to 4:00	Sm
16-07-19	Specimens : LIPOMA, GALLBLADDER WITH STONE. Instrument – Neubauer chamber	Dr. VARUN Dr. SIREESH	2:00 to 4:00	Sm
17-07-19	Specimens : LIPOMA, GALLBLADDER WITH STONE. Instrument – Neubauer chamber	Dr. VARUN Dr. SIREESH	2:00 to 4:00	Sm
23-07-19	Specimens : WET GANGRENE, HYDATID CYST SPLEEN Instrument – RBC Pipette	Dr. KRISHNA PRASAD Dr. ASWINI	2:00 to 4:00	Sm
24-07-19	Specimens : WET GANGRENE, HYDATID CYST SPLEEN. Instrument – RBC Pipette	Dr. KRISHNA PRASAD Dr. ASWINI	2:00 to 4:00	Sm
30-07-19	Specimens : CARCINOMA INTESTINE, CIRRHOSIS Instrument – WBC Pipette	Dr. MANIMALA Dr. SUNEETHA	2:00 to 4:00	Sm
31-07-19	Specimens : CARCINOMA INTESTINE, CIRRHOSIS Instrument – WBC Pipette	Dr. MANIMALA Dr. SUNEETHA	2:00 to 4:00	Sm


 Department of Pathology
 Professor & HOD
 Institute of Healthcare and Medical Education
 Visakhapatnam
 2019